

Zedmed's Current Release

Version: 4.00 | Last Modified on 22/06/2026 2:59 pm AEST

Zedmed version 39.5.1

NEW Post 'Assignment of Benefit' requests

Send an electronic Assignment of Benefits (AoB) post-assignment request to a patient for Medicare or DVA. This feature uses SMS and saves the approval in the patient's Account Enquiry.

To learn more, see the [AOB post-assignment approval guide](#)

Zedmed version 39.4

Eclipse updates for the Medicare Assignment of Benefit (AOB) changes

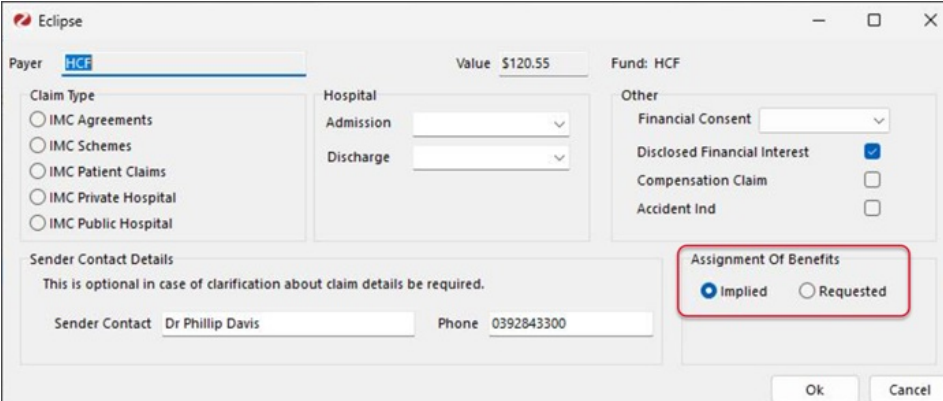
These changes impact the process by which a patient gives consent, or “assigns”, their Medicare benefit to the doctor or health fund. The aim is to replace old paper-heavy processes with more electronic options, improve transparency for patients and strengthen Medicare integrity. To comply with the changes, Zedmed's ECLIPSE billing will require selecting either Implied Assignment or Requested Assignment when submitting a claim. This update will be available in Zedmed v39.4. [Learn more.](#)

Implied Assignment

An insurer arrangement applies to the service (e.g., gap cover agreements or MPPAs, etc.). This is an automatic assignment of the Medicare benefit to a private health insurer or approved billing agent. No explicit patient signature or request is required.

Requested Assignment

A health fund arrangement does not apply to the service (e.g., contracts relating to hospital accommodation, theatre fees, etc., but not medical services). A manual assignment request by the patient facilitated by the medical provider, hospital or organisation.



The screenshot shows the Eclipse software interface for submitting a claim. The 'Payer' is set to 'HCF' with a value of '\$120.55' and 'Fund: HCF'. The 'Claim Type' section includes radio buttons for 'IMC Agreements', 'IMC Schemes', 'IMC Patient Claims', 'IMC Private Hospital', and 'IMC Public Hospital'. The 'Hospital' section has dropdown menus for 'Admission' and 'Discharge'. The 'Other' section includes 'Financial Consent' (dropdown), 'Disclosed Financial Interest' (checked), 'Compensation Claim' (unchecked), and 'Accident Ind' (unchecked). The 'Sender Contact Details' section includes 'Sender Contact: Dr Phillip Davis' and 'Phone: 0392843300'. The 'Assignment Of Benefits' section has two radio buttons: 'Implied' (selected and highlighted with a red box) and 'Requested'. 'Ok' and 'Cancel' buttons are at the bottom right.

Zedmed v39.4.2

Office	ZED-11460	Fixed issue affecting API endpoints for document upload.
--------	-----------	--

Zedmed v39.4.1

Office	ZED-11315	Eclipse billing updates to support new Medicare Assignment of Benefit (AOB) requirements Updated Eclipse billing to support Assignment of Benefit changes that come into effect on 1 July 2026. Includes Implied Requested Assignment options. Learn more.
--------	-----------	---

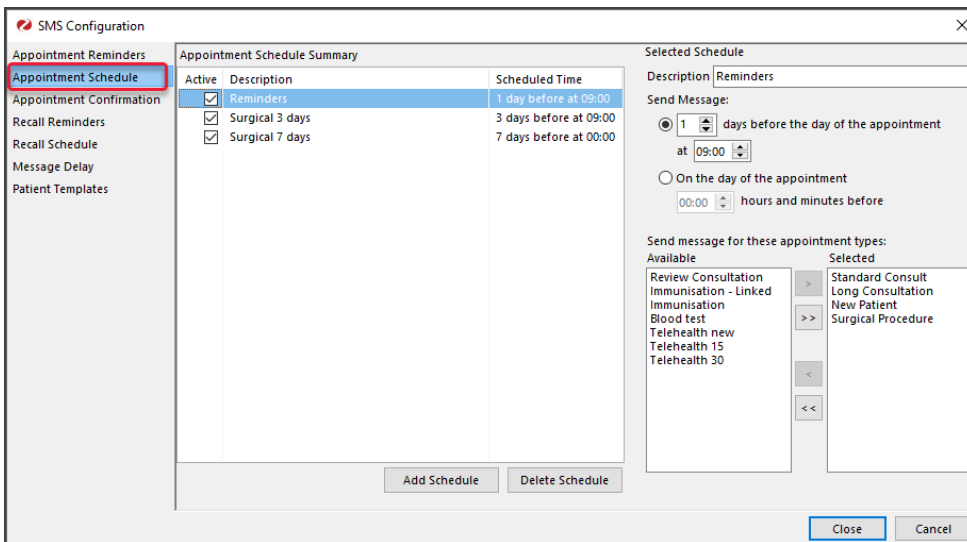
Zedmed v39.3.2

Zedmed v39 only supports ZedSMS for SMS. If you are affected, please [contact Zedmed Sales](#) before upgrading.

NEW Support for multiple Appointment Reminders

You can now send multiple SMS Reminders to patients for a single appointment, for example, 1 day before and 1 week before. Follow the standard [Add a Reminder](#) process under **Practice Setup > SMS configuration**. If you use custom text for a reminder, the same text will be used for all reminders for that Appointment Type. If you are using 2-way SMS, all reminders will request Y/N confirmation.

[>> Learn more](#)



NEW Telehealth SMS configuration tab + reminder support

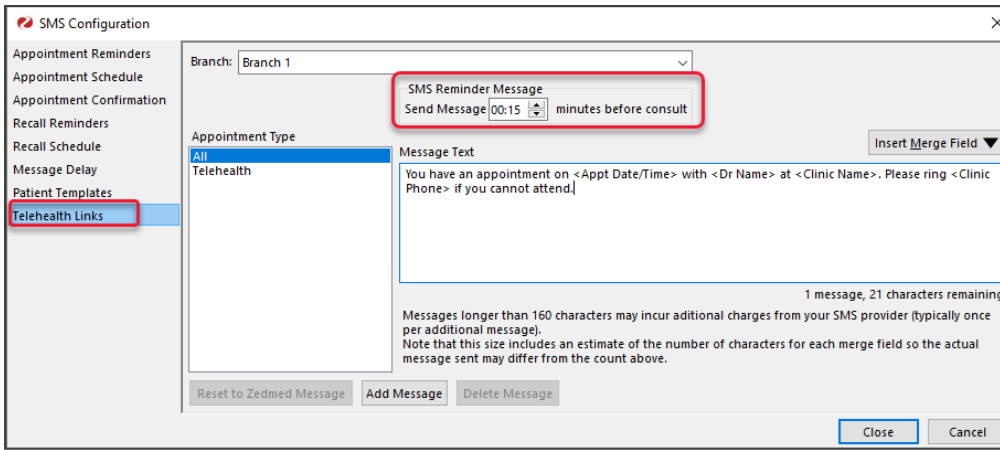
Telehealth Appointments can now support Appointment Reminders, as shown in the section above. The Telehealth SMS with the Join link uses an independent schedule defined in a new **Telehealth Link** tab. This tab includes a preconfigured schedule and text so that Telehealth works 'out of the box'. You can create a custom link message and change the number of hours before the appointment that the link is sent.

- There is a default 'All' SMS message with the Telehealth link. Custom messages can be created.
- The Send Message field is set to 15 minutes before the patient's appointment and can be changed.

IMPORTANT - Existing Telehealth customers who upgrade:

- Existing Telehealth messages will be moved from **Appointment Reminders** to this new Telehealth Links tab.
- Send Message will reset the existing send time to 15 minutes before the patient's appointment by default.
- Customers should change this time to keep their current setting.


[>> Learn more](#)



NEW Custom Invoice header image

Custom practitioner invoices can now use a banner image as the header instead of custom text. This allows the practitioner to include a logo, and the graphic can include any required text. You can use custom header text or a graphic, but not both. When enabled for a branch, a custom Header and Footer replace the default clinic text on practitioners' invoices.

[>> Learn more](#)



NEW AI Agent Support

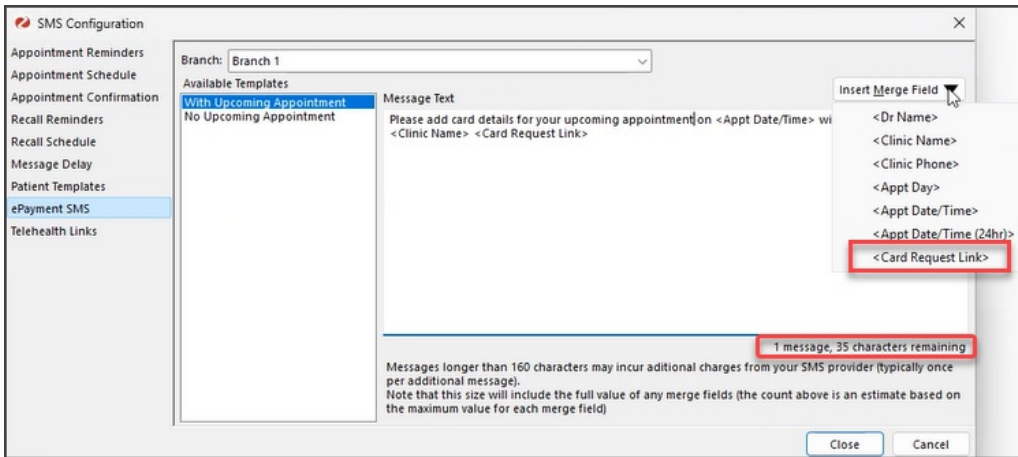
Zedmed now provides integration support for **Trimate AI** and **Facere AI**. If a practice uses these AI agents to handle phone bookings, Zedmed will add those bookings to the Appointment Grid.

[>> Learn more](#)

NEW Custom SMS text for ePayment card requests

Reception can send an SMS message to the patient to **request credit card** information for Payment Gateway (ePayment billing). The text used for patients with upcoming appointments, and those with no appointments, is now different and customisable under **Practice Setup > SMS configuration > ePayment SMS** tab.

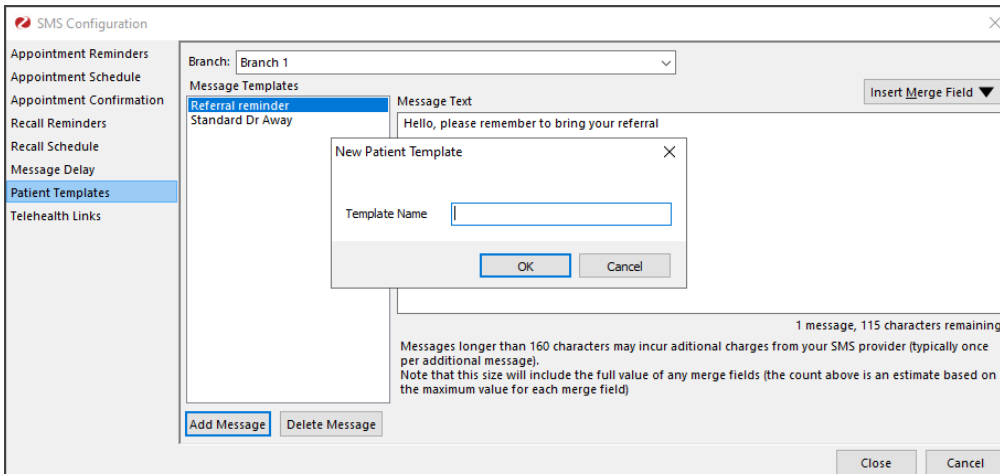
[>> Learn more](#)



NEW Send pre-defined SMS messages to patients on demand

You can now create a set of SMS messages using templates that support merge fields. These messages can be sent to patients on demand - from the Patient record Message tab or by right-clicking a patient's Appointment. In each case, you select the message from the list, then click send. Zedmed includes a 'Standard Dr Away' message. Templates are available to all.

>> [Learn more](#)



NEW Send a patient a copy of their Medicare claim form

If a patient has made a payment with a Medicare or DVA rebate (e.g., via MA Online the next day) and they are not at the clinic, you can now send them a copy of the claim form via email or Secure Send from Account Enquiry > View Claim.

>> [Learn more.](#)

STATEMENT OF CLAIM & BENEFIT PAYMENT

Electronic Claim assessed by Services Australia

**THIS FORM CANNOT BE USED TO MAKE A CLAIM FOR MEDICARE PAYMENTS.
THIS CLAIM HAS ALREADY BEEN SUBMITTED TO MEDICARE ON YOUR BEHALF.**

SAP01971 Reference: SAP000008022611285635

Item No	Description of Service	Fee	Patient Contribution Amount	RSN Code	Benefit
23	professional attendance by a general practitioner at consulting rooms (not being a service to which any other item in this table applies), lasting less than 20 minutes and including any of the following that are clinically relevant:(a) taking a patient history;(b) performing a clinical examination;(c) arranging any necessary investigation;(d) implementing a management plan;(e) providing appropriate preventive health care;for 1 or more health-related	71.30	71.30		43.90

Send to patient Close
Email as Attachment
Send Secure Link

NEW Invoice note editor

Add a note to an invoice. The note is added in Account Enquiry and displays in the new Note field. This is useful when following up with patients on unpaid invoices or turning a quote into an invoice.

>> [Learn more](#)

The screenshot shows the 'Account Enquiry' window for patient Jones, Marrianna-Louise. The 'Transaction' table lists two invoices:

Invoice#	Date	Patient	HIC	CLM#	Br	Dr	Value	Outstanding	Note
17	20/02/2026	JONES, MARRIANNA-LOUISE			MED	PD	138.50	138.50	
12	05/06/2025	JONES, MARRIANNA-LOUISE			MED	PD	71.30		Selecting an invoice then clicking the Edit

An 'Invoice Note Editor' dialog box is open, containing the following text:

Note: Selecting an invoice then clicking the Edit Note button allows the entry of a note to be displayed in the Account Enquiry. Please be aware that this note is NOT printed on the invoice or quote.

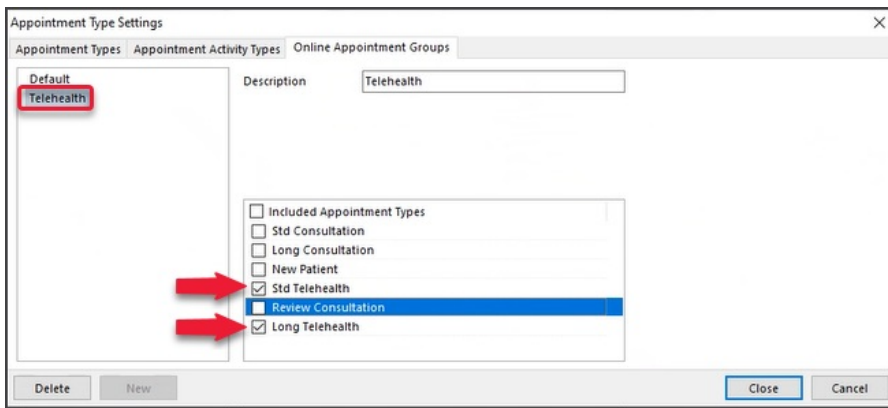
The 'Edit Note' button in the bottom right of the Account Enquiry window is highlighted with a red box.

NEW OLA updates

Appointment Grouping

OLA now allows you to Group Appointment types and display them as an appointment hierarchy. For example, a Telehealth Group containing five Telehealth Appointment Types. Important: Any groupings in multi-database setups must be an exact match across the Zedmed databases.

>> [Learn more](#)

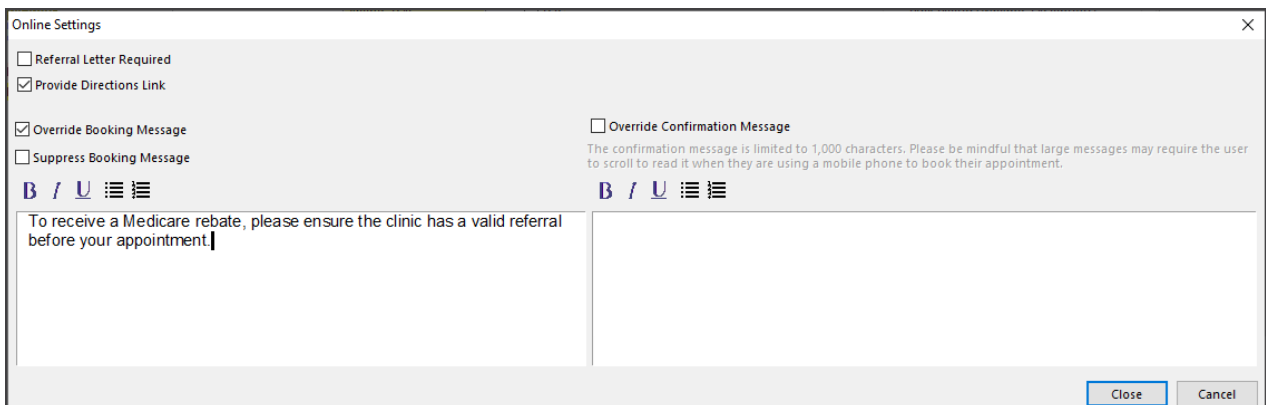


Online Settings

There is a new button on Appointment Types called **Online Settings**, which has a number of customisations and overrides

- **Turn off location directions:** Unticking 'Provide Directions' link disables the clinic address and directions that are displayed when the patient confirms their appointment.
- **Customise messages during OLA booking and confirmation:** Use the text boxes to display a custom message when the patient makes a booking (left pane) and when they confirm a booking (right pane). These override any messages the practitioner has added to their sessions

>> [Learn more](#)

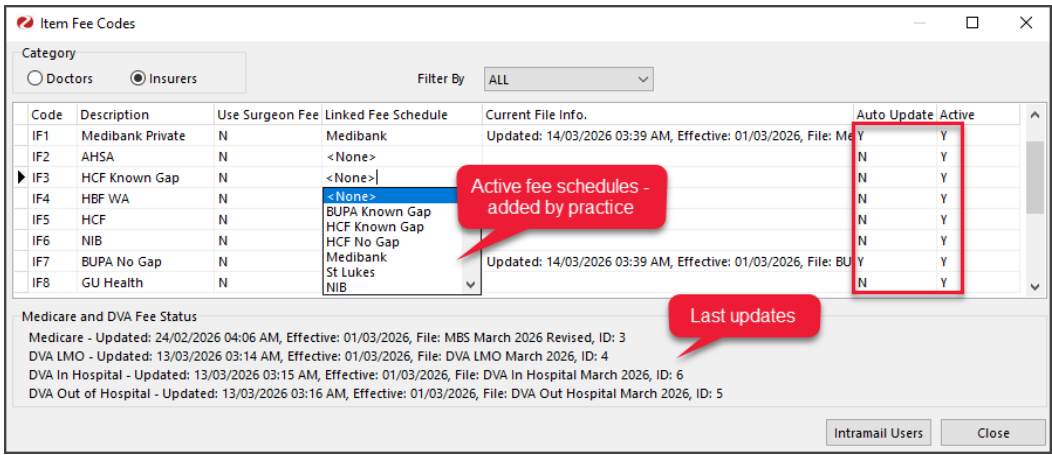


NEW Automatic fee updates

Zedmed will automatically update Medicare and DVA fees [for existing items](#) overnight when new fee schedules become available. Health Funds will also receive an automatic fee update [if the practice configures the funds](#) in Zedmed.

- This feature is enabled by default and can be disabled in **Practice Details** by unticking **Automatically update item fees**.
- At the bottom of the **Item Fee Codes** screen, **Medicare and DVA Fee status** section shows when fees were updated.
- Add **notifications** by selecting **Intramail Users** button and adding a users to receive an intramail when an update completed
- The existing manual process must still be performed for 1) **WorkCover fee updates** and 2) to **Add new items**.
- Because practices use different names and codes, you need to map your insurers to the Fee schedule in Zedmed.

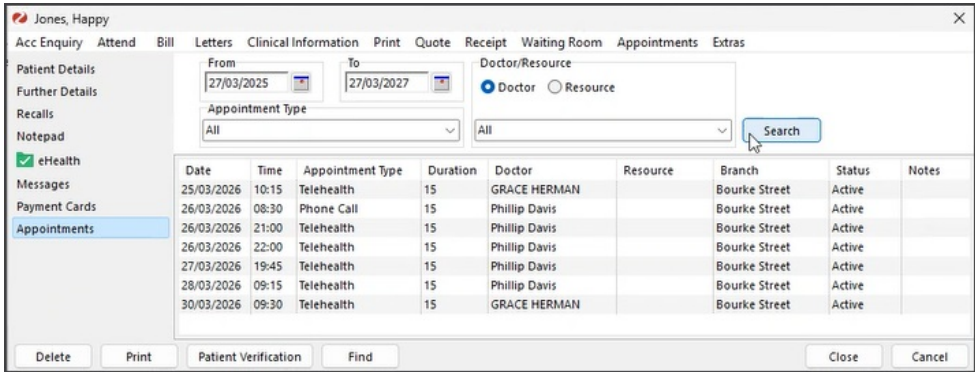
>> [Learn more](#)



NEW Patient details now include appointment history

An **Appointments** tab has been added to **patient** details in Office. It displays two years retrospective by default. To locate the patient's historical or future appointments, select the criteria, then the Search button. Use the Doctor or Resource button to populate the drop-down selector. The report can be printed.

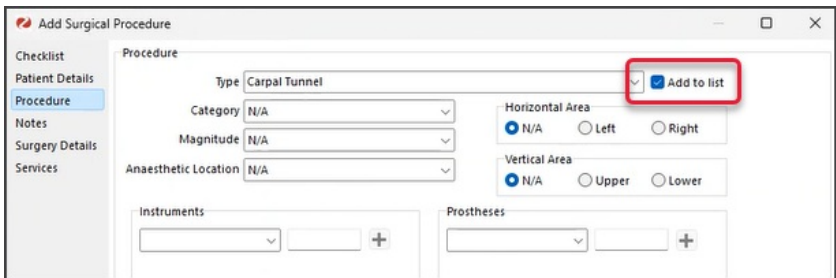
>> [Learn more](#)



NEW Add Surgical Procedures types using free text

A Surgical Procedure 'Type' can now be changed using free text. The new text can be a one-off update or added for use with other surgical procedures by selecting the "Add to list" option. The new Preodcedure Type is saved when you use **Add to list**.

>> [Learn more](#)



NEW Clinical Billing Wizard now shows the previously billed items

Clinical's Billing Wizard now lists the last three years of billed items for the patient by all doctors at the practice. Each billed item shows the billing date. This allows clinics and practitioners to review items that can be billed annually. A full description appears when hovering over the item's short description.

>>> [Learn more](#)

Search for item by number or description

Selected Items

23 professional attendance by a general pra

Recent Items

4	professional attendance by a general pra
23	professional attendance by a general pra
36	professional attendance by a general pra
104	Specialist, referred consultation - surg
105	Professional attendance by a specialist
110	Professional attendance at consulting ro

Previously Billed

23	28/07/2025	professional attendance by a genera...
23	28/11/2024	professional attendance by a genera...
291	28/11/2024	Consultant psychiatrist, referred pati...
10660	28/11/2024	Professional attendance by a general...
23	03/07/2024	professional attendance by a genera...
23	11/04/2024	professional attendance by a genera...

Special Instructions

Attendance Notes

Bulk bill Medicare

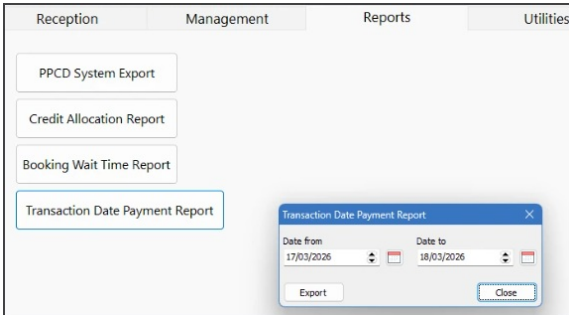
NEW A drug's estimated 'Last until' date is now displayed on the prescribing screen

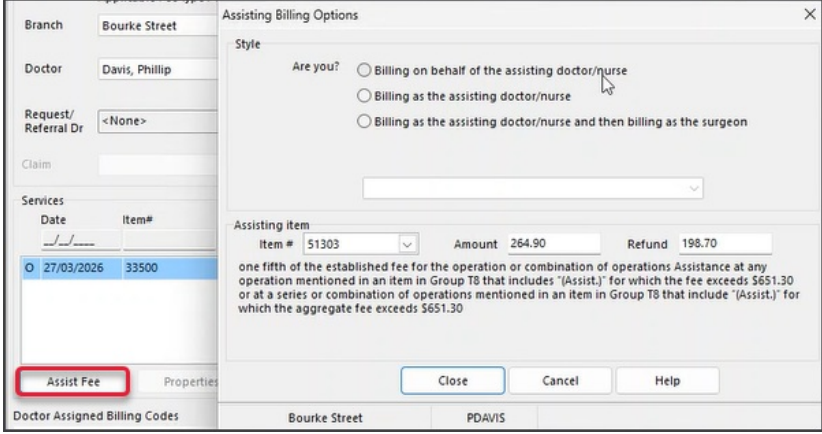
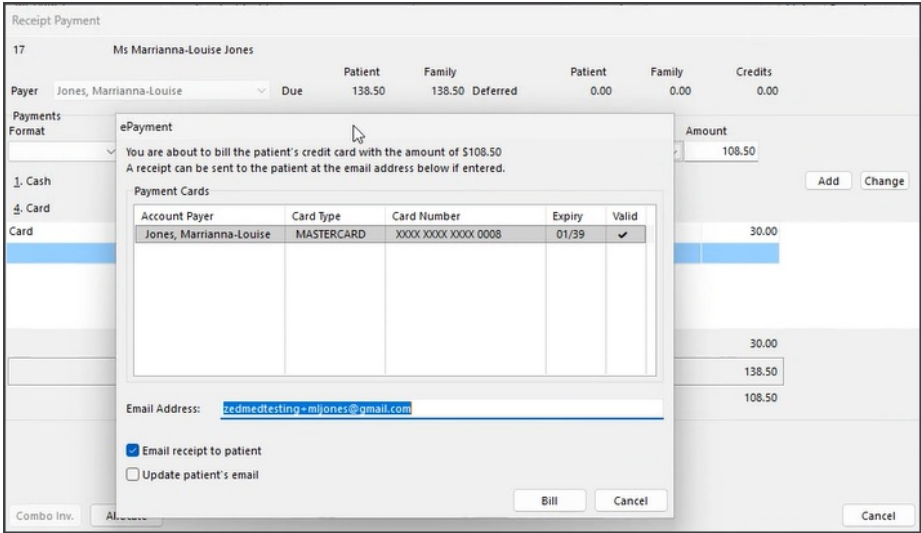
Clinical's drug prescribing screen now shows the date the medicine was expected to **Last until**. This allows the practitioner to see how long the last prescription was intended to last and how soon the patient returned for more. By default, the drug displays the most recent **Last Until** date. Expanding that drug shows each individual script's Last Until date. Also, Summary Views > Medications now displays the number of repeats and dosage.

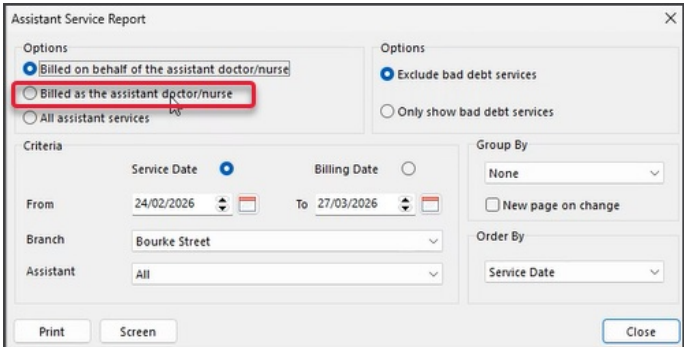
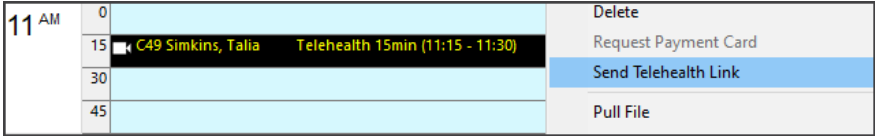
Patient Allergies **Penicillins, Prawns, Penethamate**

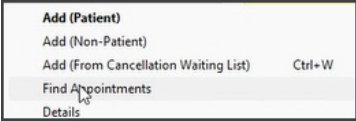

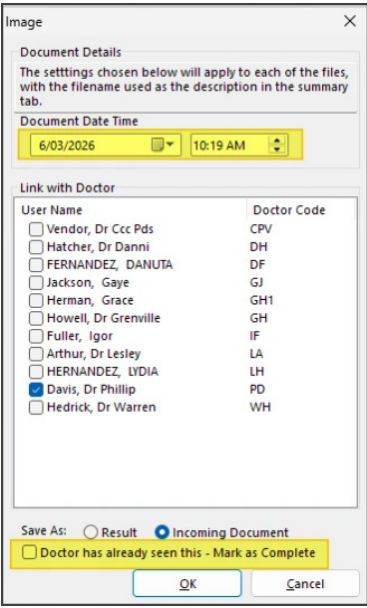
Existing Drugs		Prescribe New Drug				
Drug Description/Dates	Last Rx Date	Last until	Dosage	Qty	Rpts	
Current Medications						
Regular Use						
Amoxicillin 1g Oral Tablet 1000mg [14]	29/04/2026	06/05/2026	TAKE 2 ...	1*14	1	
Amoxicillin 1g Oral Tablet 1000mg [14]	29/04/2026	06/05/2026	TAKE 2 ...	1*14	1	
Amoxicillin 1g Oral Tablet 1000mg [14]	19/03/2024	16/04/2024	TAKE 2 ...	1*14	1	
Amoxicillin 1g Oral Tablet 1000mg [14]	26/10/2023	29/10/2023	TAKE 2 ...	1*14	1	
Benzydamine hydrochloride 0.15% Mouthwas...	20/01/2025	17/10/2027	TAKE 1 ...	1*1*500mL	3	
Benzydamine hydrochloride 0.15% Mouthwas...	20/01/2025	17/10/2027	TAKE 1 ...	1*1*500mL	3	

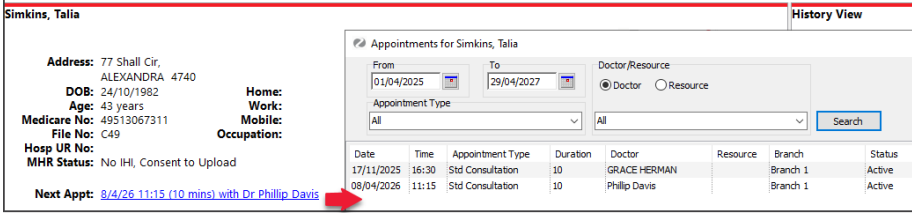
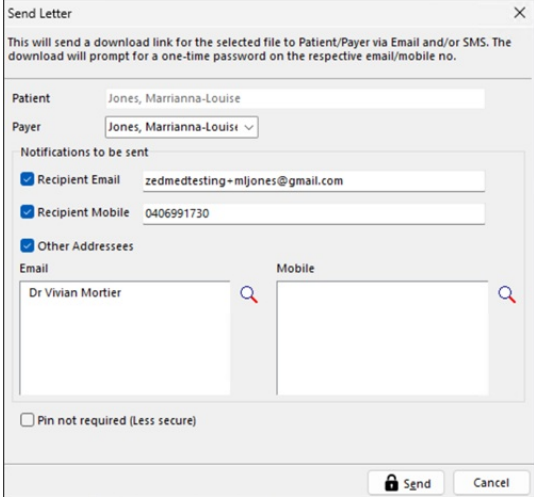
Enhancements

Office	ZED-11253	<p>Transaction Date Payment Report</p> <p>This new report, under the Reports tab, exports a CSV containing specific payment data. Select a Start and End date, and select Export.</p> 
Office	ZED-10871	<p>Add filters to the drop-down list management</p> <p>In drop-down list management, added a search option for long lists of procedures, and added an option to hide inactive items. <i>See screenshot above.</i></p>

Office	ZED-10979	<p>Increase the size of Doctor Title in the address book, Patient Profile and Doctor Profile The Doctor title now accepts six characters in the Office and Clinical.</p>
Office	ZED-10986	<p>Add assistant nurse codes to Zedmed Seven new assist items 93718, 93719, 93720, 93721, 93722, 93723, 93724 added to the Assisting Billing Options for use when billing as a practitioner(assistant) nurse. Also added labels next to Are you?</p> 
Office	ZED-11038	<p>ePayments can now be used to partially pay an invoice The ePayment method can now be used to part-pay an invoice, just like other payment methods. In the example below, ePayment was used to bill \$108.50 against an outstanding amount of \$138.50.</p> <p>Note: the receipt emailed to the patient by Payment Gateway will only show the \$30 charged. The invoice in Zedmed will show each payment method used, the corresponding amount and the total.</p> 

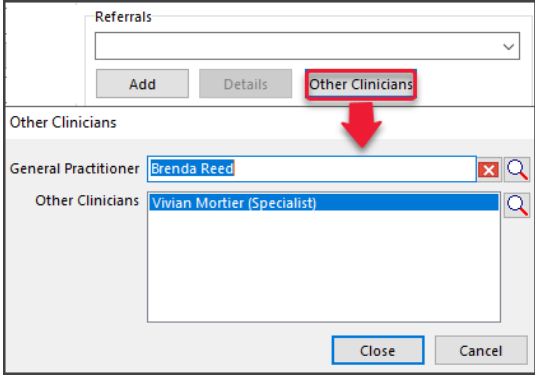
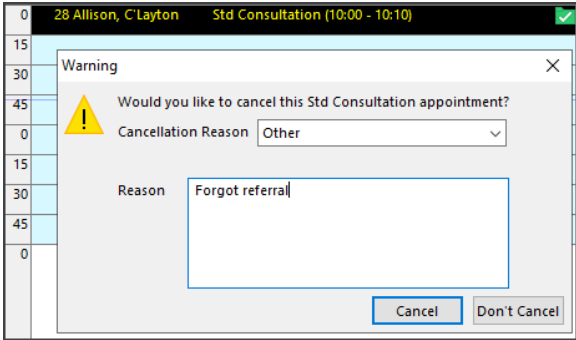
Office	ZED-11089	<p>Change wording on the Assistant Services Report</p> <p>The Assistant Services Report screen has been updated to include billing as an assistant Nurse.</p> 
Office	ZED-11103	<p>Create a send Telehealth link from the Appointment grid</p> <p>The Appointment Screen now has a right-click option to send or resend a Telehealth link to the patient via SMS. A dialogue will confirm the link was sent.</p> <ul style="list-style-type: none"> You can send the link for a past appointment on the same day. You can send a link for a future appointment on the same day (if it's no more than 12 hrs in the future). The same link is sent every time. 
Office	ZED-11130	<p>Add ePayment to the Zedmed receipt when multiple payment forms are used</p> <p>ePayments are now displayed on Patient Receipts created via Account Enquiry or Patient Details.</p>
Office	ZED-11101	<p>Warn the user if booking a telehealth consult if the patient does not have a Mobile phone number.</p> <p>When creating or editing a telehealth appointment, the user is warned if the patient does not have a mobile phone recorded, and optionally prompted to record one.</p>
Office	ZED-11102	<p>Change the Telehealth icon to remove the tick</p> <p>Appointment Screen icons for telehealth appointments have been updated; a provisional patient displays a camera with a green +, and a normal (reconciled) patient displays a camera.</p>
Office	ZED-10848	<p>Create patient appointment history/Bookings in patient details in Office</p> <p>An Appointments tab has been added to patient details in Office. It displays two years retrospective by default.</p>

Office	ZED-10849	<p>Access a patient's appointment history from the Appointment Grid</p> <p>The Appointments tab can be accessed by right-clicking a patient's appointment. Right-click the Appointment and select Find Appointment.</p> 
Office	ZED-10870	<p>Allow free text in the Surgical Procedures 'Type' field</p> <p>Surgical Procedure 'Type' can now be changed using free text. The new text can be a one-off update or added for use with other surgical procedures by selecting the "Add to list" option.</p>
Clinical	ZED-11227	<p>New icon to the Clinical toolbar to open Office</p> <p>A new button has been added to the clinical toolbar to open Office or activate an existing instance of Office</p> 
Clinical	ZED-11239	<p>Using the Summary Views paper clip, multiple files can be selected and imported at once.</p> <p>Can be used on the Summary Views for Results, Images, Documents, Attachments, and Incoming Documents. When you browse to the file's location, click on the files you want to upload. Documents do not allow images, only document files.</p> <p>Only files for the same test, for example, a set of 4 X-rays, should be uploaded together. Any setting applied by Zedmed - including the Doctor to link to, mark as complete and Document date - is applied to all files.</p> 


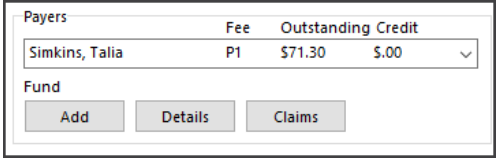
Clinical	ZED-10850	<p>Create patient appointment history/Bookings in Clinical</p> <p>The Search for Patient Appointments has been added to Clinical. When you select the "Next Appt" in Clinical, the Appointments list for that patient will open.</p> <p>To locate the patient's historical or future appointments, select the criteria, then the Search button. Use the Doctor or Resource button to populate the drop-down selector. The report can be printed.</p> 
Clinical	ZED-11009	<p>Secure Send - Other addressees now optional</p> <p>When you use Secure Send, the Other Addressees recipients are now optional (were required). A tick box has been added to include or exclude Other Addressees as recipients. If you enable but don't want to send to all, you can still remove specific recipients.</p> 
Clinical	ZED-11031	<p>Fast Report Pathology - Add Fetal RhDTest Request Form</p> <p>Pathology Template- Fetal Rhesus D screening has been added to Clinical's Pathology report templates</p>

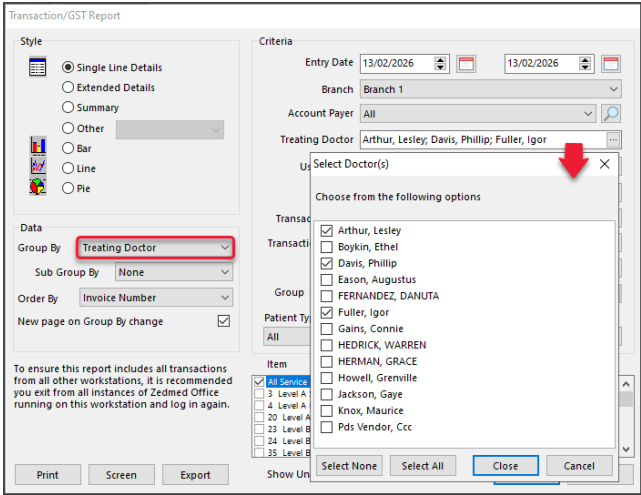
Enhancements (set 2)

Office	ZED-10833	<p>Enhance Bulk Archive feature to include the usual doctor</p> <p>The Office Archive feature now has the option to bulk archive patients for one or more selected doctors.</p>
--------	-----------	--

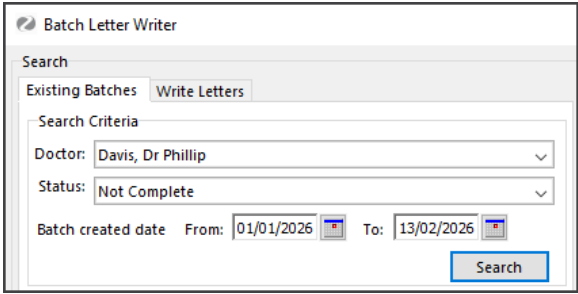
Office	ZED-10584	<p>Add CC options for Clinical letters in Office</p> <p>There is a new Other Clinicians button in the patient's record Referrals section, which allows you to add 1 GP and multiple clinicians from the Clinical Appointment Book. When you write a letter in clinical, they will already be added as CC, and you no longer need to go into Clinical to set this up.</p> <ul style="list-style-type: none"> • To add a clinician or GP, search for them and select. • To remove a GP, select the red cross. • To remove a Clinician right click and select Remove. <p>Any GPs and clinicians added here will be added to the Other Clinicians tab in the patient's Clinical record.</p> 
Office	ZED-10658	<p>Added 'Other' as a cancellation reason on the Appointment Grid</p> <p>When cancelling an appointment, there is a new option called Other. Selecting this will allow you to type in the reason. Select Cancel to cancel the appointment with this reason.</p> <p>This text will appear in the Appointment Audit report and the Cancelled/Missed Appointments report.</p> 

Office	ZED-10660	<p>Enhance the Appointment Grid Audit report to report cancellation reasons The following enhancements have been made to the Audit report:</p> <ul style="list-style-type: none"> • Removed the vivid colours. • New filter options for a Doctor or a Resource. • Ability to group the report by Doctor/Resource or by Staff. • Option to start each report group on a new Page. • Option to run the report for cancelled or deleted appointments only. • Cancelled Appointments displays the cancellation reason, and the Next Appointment. <div data-bbox="403 495 1441 696" style="border: 1px solid black; padding: 5px;"> <p>PDAVIS</p> <p><i>Booked</i></p> <table border="1"> <tr> <td>13/02/2026 10:58:51</td> <td>Black, Emma</td> <td>Std Consultation</td> <td>02/03/2026 11:30</td> <td>02/03/2026 11:40</td> <td>MED</td> <td>WARREN HEDRICK</td> </tr> </table> <p><i>Cancelled</i></p> <table border="1"> <tr> <td>13/02/2026 10:59:02</td> <td>Black, Emma</td> <td>Std Consultation</td> <td>02/03/2026 11:30</td> <td>02/03/2026 11:40</td> <td>MED</td> <td>WARREN HEDRICK</td> </tr> </table> <p>Reason: Other - Forgot referral Next Appointment: 03/03/2026 12:15 pm</p> </div> <p>The Audit Report is run from the Appointment Grid - Extra > Audit.</p>	13/02/2026 10:58:51	Black, Emma	Std Consultation	02/03/2026 11:30	02/03/2026 11:40	MED	WARREN HEDRICK	13/02/2026 10:59:02	Black, Emma	Std Consultation	02/03/2026 11:30	02/03/2026 11:40	MED	WARREN HEDRICK
13/02/2026 10:58:51	Black, Emma	Std Consultation	02/03/2026 11:30	02/03/2026 11:40	MED	WARREN HEDRICK										
13/02/2026 10:59:02	Black, Emma	Std Consultation	02/03/2026 11:30	02/03/2026 11:40	MED	WARREN HEDRICK										
Office	ZED-10647	<p>Add Patient Account and appointment date merge fields to the Office letter writer Additional merge fields have been added to the Office Form Template:</p> <ul style="list-style-type: none"> • Patient Total Outstanding Balance - as per the Account Enquiry form • The next appointment for the patient • A list of all future appointments for the patient <div data-bbox="403 1039 1099 1261" style="border: 1px solid black; padding: 5px;"> <p>Notes: Account balance: \$176.60</p> <p>Next Appointment: 11/02/2026 10:30 AM</p> <p>Future Appointments: 11/02/2026 10:30 AM 18/02/2026 10:30 AM 25/02/2026 10:30 AM 04/03/2026 10:30 AM</p> </div>														
Office	ZED-10691	<p>Remove Unpaid Accounts from Invoice</p> <p>A new practice setting in Office allows the exclusion of unpaid accounts from patient invoices.</p> <p>This is enabled by opening Practice Setup > Practice - and ticking 'Exclude unpaid amounts on invoice'.</p> <div data-bbox="403 1534 900 1684" style="border: 1px solid black; padding: 5px;"> <p>Template Mail Merge using <input type="text" value="Internal"/></p> <p><input checked="" type="checkbox"/> Track count of Patient Referral Sessions</p> <p><input type="checkbox"/> Show Zedmed Notifications</p> <p><input checked="" type="checkbox"/> Automatically update item fees</p> <p><input type="checkbox"/> Exclude unpaid amounts on invoice</p> </div>														

Office	ZED-10717	<p>Change expired referral activation date in Appointment Details to expiry date In Appointment Details, expired referrals now show the Expired date instead of the Start Date and Validity period. The text still appears in red.</p> 
Office	ZED-10575	<p>Add Outstanding Amount and Unallocated Credits to payers in patient details The Outstanding Amount and the Total Credits for a payer have been added to the Payers Dropdown in Office Patient Details.</p> 
Office	ZED-10728	<p>Remove all SMS providers other than ZedSMS ZedSMS is now the only SMS provider supported by Zedmed.</p>
Office	ZED-10737	<p>Move the provider column in Referral Doctor Selector In Office the Referral Doctor selector now displays the Provider Number after the Given Name to avoid scrolling right to find it.</p>
Office	ZED-10756	<p>Create a separate SMS message for Telehealth from Reminders SMS reminder message templates for same-day telehealth appointments have been moved into their own tab on the SMS configuration screen. This allows an SMS reminder to be setup to send before the day of the appointment, note this this reminder will not contain the link to join the telehealth consultation.</p>
Office	ZED-10825	<p>Enhance the Cancelled and Missed appointments report to display other cancellation reason text The free text reason is now displayed on the Cancelled/Missed appointment reports for Appointments cancelled with a reason of Other.</p>
Office	ZED-10834	<p>Add validity period to Secure Send SMS Message Secure Send SMS sent to patients now includes text "Valid for 14 days" which is how long the link is valid for.</p>
Office	ZED-10835	<p>Shorten the GUID in the Secure Send link Unique identifier in the Secure Send SMS link has been shortened.</p>
Office	ZED-10844	<p>Add a preview and fix the width of editor for custom header and footer A preview option has been added to the Custom Header Footer editor so changes can be viewed in an invoice format.</p>

Office	ZED-10086	<p>Add Secure Send & Email to the Claim Form viewer</p> <p>When you make a Medicare Claim, you can send a copy of the claim form to the patient so they know how much they will receive from Medicare. <i>See the opening highlights sections to learn more.</i></p>
Office	ZED-10562	<p>Replace the Invoice header with an image at the Doctor level</p> <p>In Office Doctor Details, the buttons for Invoice Header and Footer have been replaced with a single button that launches a new dialogue allowing editing of both, along with the ability to upload an image for the Invoice Header for use on that doctor's invoices. The maximum image size is 147 pixels high by 714 pixels wide and the file must be a jpg or jpeg. <i>See the opening highlights sections to learn more.</i></p>
Office	ZED-10699	<p>Add SMS configuration for the request a credit card message</p> <p>SMS Configuration dialog now allows customisation of payment card request link message. Two versions of the message can be specified, one where patient has an upcoming appointment and one where they do not. <i>See the opening highlights sections to learn more.</i></p>
Office	ZED-10583	<p>Add doctor multi-select to Debtors Report</p> <p>Zedmed Office users can now run the debtors report with multiple doctors selected at the same time.</p>
Office	ZED-10582	<p>Add doctor multi-select to the Appointment Report</p> <p>Zedmed Office users can now run the appointments report for multiple doctors simultaneously.</p>
Office	ZED-10581	<p>Add doctor multi-select to the Attendance Report</p> <p>Zedmed Office users can now run the Attendance report for multiple doctors simultaneously.</p>
Office	ZED-10580	<p>Add doctor multi-select to the Transaction GST Report</p> <p>Users can now run the Transaction/GST report in Zedmed Office with multiple doctors selected at the same time.</p> 

Office	ZED-10662	<p>SMS Reminders to send multiple SMS's</p> <p>Multiple SMS reminders for appointments can now be sent by creating multiple Days Before Reminder schedule for the relevant appointment type(s). For instance a schedule could be created 7 days before, 3 days before and 1 day before to send an SMS reminder to the patient on each of those days.</p> <p>Please note that if your Clinic has duplicate schedules - same number of days before and the same appointment type, then the patient will now receive multiple SMS's for that appointment on the scheduled day. This is a situation you may wish to avoid, check your configuration and adjust or remove the duplicate schedules. <i>See the opening highlights sections to learn more.</i></p>
Office	ZED-10643	<p>Create SMS Patient from Appointment Grid with templates</p> <p>A new type of SMS templates, "Patient Templates", has been introduced in Zedmed Office. Use the SMS Configuration dialog under Practice Setup menu to define the message text and merge fields.</p> <p>Additionally, users can now quickly compose and send SMS messages by selecting "SMS Patient" from the Appointment Grid's context menu. This opens the Patient Details dialog, where upon template selection, the merge fields are automatically expanded using data from the source appointment - or from the Upcoming one if accessed directly from Patient Details. <i>See the opening highlights sections to learn more.</i></p>
Office	ZED-11154	<p>Separate out Telehealth reminders from other reminder schedules</p> <p>The minutes before sending an SMS for a Telehealth link can now be entered directly against the message in a new Telehealth Links tab in SMS Configuration.</p> <p>There is no longer a need to create a schedule for Telehealth links.</p> <p>Same-day reminders can now be sent for non-telehealth appointments once a schedule has been configured.</p>
Office	ZED-11164	<p>Modify the Upcoming Appt ePayment message to include appt merge field</p> <p>The default ePayment SMS message for "With UpcomingAppointment" will now include the merge field for the appointment date and time. The estimated character count for ePayment SMS messages has been enhanced to give a more accurate estimate.</p>
Clinical	ZED-10762	<p>Add prescribing estimated to last date and repeat number to medications</p> <p>In Clinical's drug prescribing screen, the date the medicine was meant to Last until has been added as a new column. This allows the practitioner to see how long the last prescription was intended to last and how soon the patient returned for more.</p>
Clinical	ZED-10774	<p>Previously billed items for the patient is now shown in Billing Wizard</p> <p>Clinical's Billing Wizard now lists the last 3 years of billed items for the patient by all doctors at the practice. Each billed item shows the billing date, allowing clinics to review items that can be billed annually.</p>

Clinical	ZED-10763	<p>Batch letter writer search function enhancement</p> <p>A Batch Creation Date has been added to the batch letter writer search filter to reduce the number of unwanted search results.</p> <p>In addition, the search is now initiated via a search button rather than when a search criterion is changed.</p> 
Clinical	ZED-10775	<p>Mouse over for an item that needs to be visible for longer and formatted</p> <p>In Clinical's billing wizard, the tooltip for each Selected Item now displays in a fixed-width box and displays for a sufficient time to read its contents.</p>
Clinical	ZED-11167	<p>Billing Wizard should show previously billed items for all doctors</p> <p>The Billing Wizard will now display previously billed items for all doctors at the practice not just the logged in doctor.</p>

Fixes

Office	ZED-11291	<p>Appointment Audit Report – Attended/Edited Status Not Displaying.</p> <p>The Appointment Audit Report now reports on All audit types.</p>
Office	ZED-11024	<p>Appointment Report Export - does not include the address details</p> <p>The Appointment report Export now includes the patient's address if that option is ticked.</p>
Office	ZED-11032	<p>No Incentive Item Pop Up for TyroEasyClaim Bulk Bill</p> <p>The incentive item pop-up will now display, if applicable, when the Tyro Easyclaim bulk bill button is selected.</p>
Clinical	ZED-11310	<p>Create a new route of administration.</p> <p>Added Nasal as a route of administration for immunisations.</p>
Clinical	ZED-11320	<p>A scanned document cannot be added using the Zedmed API.</p> <p>The issue that caused the failure to upload a document to Zedmed using the Documents API has been solved.</p>
Clinical	ZED-10990	<p>Incorrect enhanced view displays when a corrupt or damaged document is imported</p> <p>Fixed an issue where the previous result enhanced view could display if the currently selected result was corrupted or damaged.</p>

Clinical	ZED-11122	Result Import Error Fixed an issue that could cause a violation of the primary key error when importing results.
Clinical	ZED-11303	Office button in Clinical is not always switching to Office in Cloud Fixed an issue that caused the Office button in Clinical to not work in some cases.
Clinical	ZED-11302	Previously billed items are only showing for the first patient opened. Fixed an issue that meant that the past billing history in the billing wizard always showed the history for the first patient the billing wizard was opened for that session.

Office	ZED-10637	Windows Handle error if the Appointment Grid is left unattended The appointment grid will suppress automatic refresh after no user-input has been detected. A new setting AutoDataRefreshSuppressAfterIdleMin to modify the idle time period has been added to "patients.ini" in Appointments section. The default value is 20 minutes.
Office	ZED-10698	Fix Tyro refund amount on the Tyro ePayment Reconciliation Report Fixed issue where the Tyro ePayment Reconciliation report displayed the incorrect refund amount from Tyro where the refund was processed from Zedmed.
Office	ZED-10702	In appointment creation, the branch code now shows in the patient not registered message Fixed issue where the clinic name was not displayed when the patient is not registered with the clinic the appointment is created in.
Office	ZED-10718	Hide inactive doctors from Surgical Appointments In Office the Surgical Procedure List no longer shows inactive Doctors in the Doctor Dropdown.
Office	ZED-11016	AV error when changing branch on the Appointment window Appointment Grid icon display logic has been updated to prevent intermittent memory issues with displaying icons when switch branches.
Office	ZED-10679	MIMS uncheck causes an error when MIMS in .ini file Fixed the issue where after disabling MIMS in Global Options, Clinical appears to hang when opening a patient.
Office	ZED-10757	Chronic Condition Management reports for ATSI Health Assessment do not work Fixed the issue that caused the Health Assessment for ATSI reports to not return any data.
Clinical	ZED-10864	PIT file created - Letter Requested Date Set to incorrect date 30/12/1899 Fixed the issue that caused the Requested Date to be set to 30/12/1899 in messages send using the PIT file format.

Clinical	ZED-10865	<p>Prescribing module - Authority or Streamlined Authority are displaying as Private by default</p> <p>Drugs marked as Authority - Palliative Care or Authority (Streamlined) - Palliative Care will now correctly be marked as PBS/RPBS and Authority when prescribing.</p>
----------	-----------	---

Online Appointments

		<p>Create Groups Tab in Appointment Types</p> <p>Users can now organize Appointment Types into groups, making the online appointment booking system easier to navigate. Appointment Types assigned to the "Default" group will continue to appear at the top level, outside of any group structure.</p>
		<p>Create Extra OLA Config screen</p> <p>Users can now customise messages for display during appointment booking and confirmation per appointment type. This message will override any schedule related messages. In addition, the link to include location directions can be switched off if required. To access these options, open the Appointment Type Settings screen.</p>
		<p>Enhancements to the Online Settings dialog</p> <p>Added the ability to suppress the display of schedule related booking messages at the appointment type level.</p>

See all [Zedmed v38 release notes](#)

See all [Zedmed v37 release notes](#)

See all [Zedmed v36 release notes](#)