

Logging into Zedmed Cloud

Last Modified on 26/02/2024 11:37 am AEDT

This guide explains how to log into Zedmed Cloud using the **DUO 2FA phone App**, start your session and log into Zedmed.


Zedmed Cloud and your Zedmed environment have different credentials.

To log into Zedmed Cloud:

1. Select the Zedmed Cloud link <http://zedcloud.com.au>.
2. Enter your Zedmed Cloud user name and select **Next**.



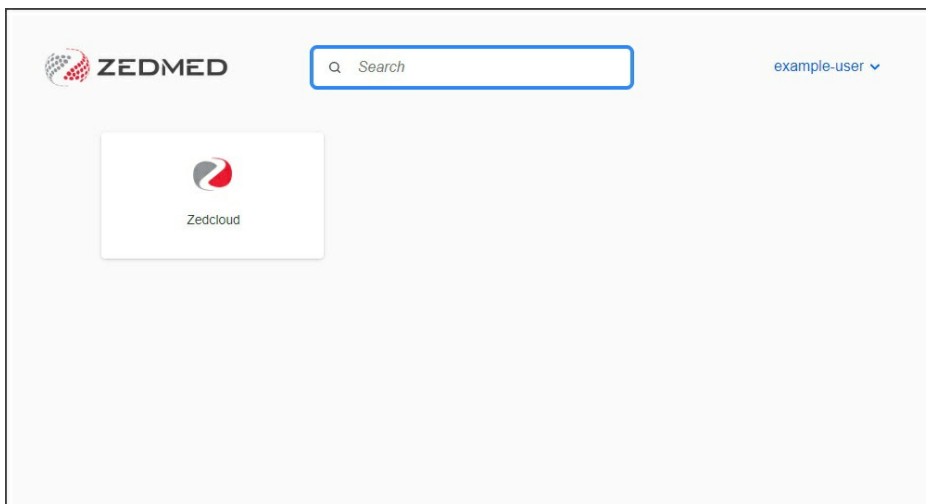
3. Enter your Zedmed Cloud password and select **Next**.
A push confirmation will be sent to the Duo app on your phone.
4. Confirm your login by tapping **Approve** on your mobile phone.



The Zedmed Cloud landing page will open.


5. Select your Zedmed Cloud server.

For most users, there will only be one option.

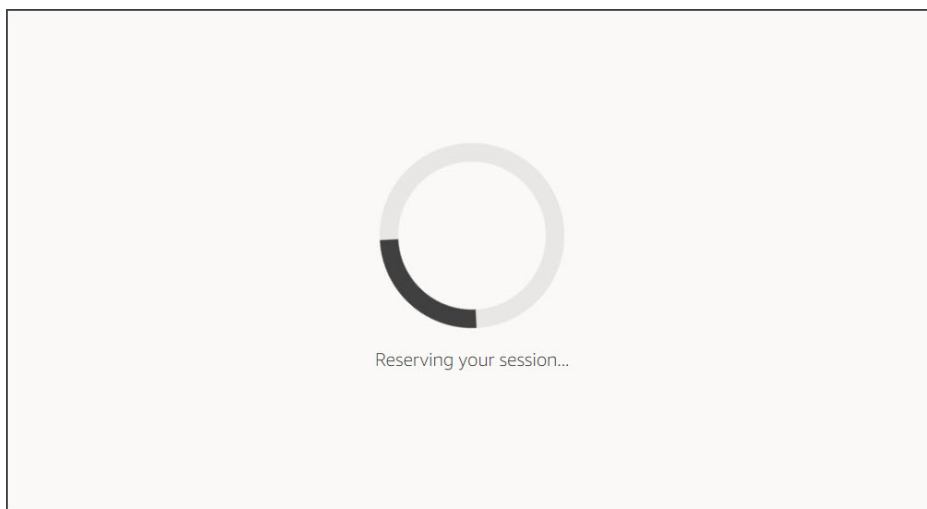


To log into our Zedmed environment:

1. Select the **Zedmed** app



Zedmed will start creating your session and preparing the application.



The Zedmed application will open.

2. Log in with your Zedmed username and password.

These are different from your Zedmed Cloud username and password.



