

MyMedicare

Last Modified on 24/07/2024 1:09 pm AEST

MyMedicare is a voluntary patient incentive scheme that aims to formalise the relationship between a patient and their practitioner. Bulk Billing **incentive items** are available for eligible patients to encourage these relationships. For example, if a consult is with the practitioner registered in the patient's MyMedicare status, some items may have a better rebate or there may be additional item options if a patient is seen at a different location.

Zedmed v36.5 and later can record and display a patient's MyMedicare registration status.

Shortcuts to specific sections:

- [How to know when a patient has registered with MyMedicare](#)
- [How to record a patient's MyMedicare registration](#)
- [How to identify a MyMedicare patient](#)

How to know when a patient has registered with MyMedicare

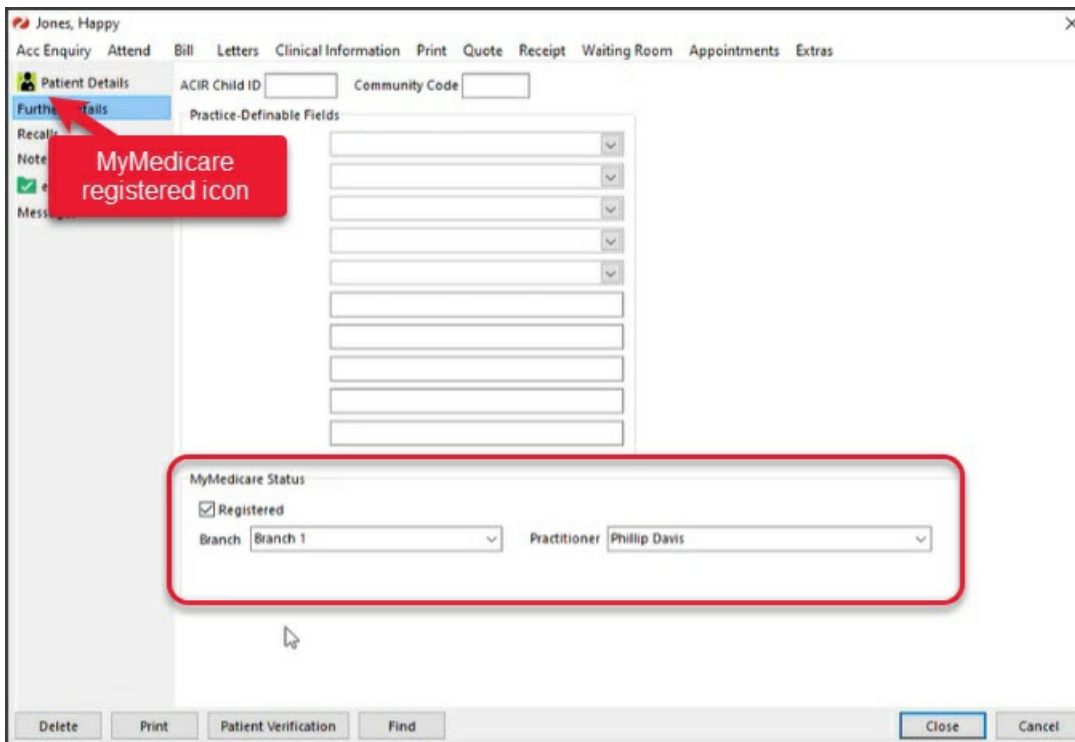
Log into PRODA and go to HPOS to view the MyMedicare registrations for patients at your practice. This information can be downloaded and should be reviewed regularly.

How to record a patient's MyMedicare registration

When a patient's registration with MyMedicare has been identified, this needs to be recorded in their Patient record. This can be done in Office or Clinical.

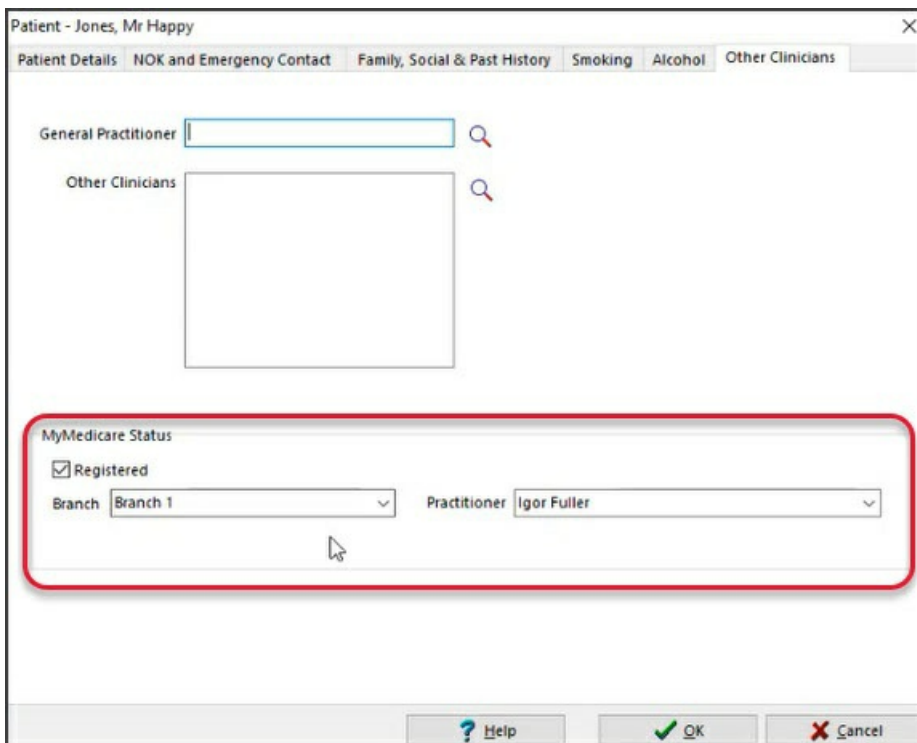
In Office:

1. Open their patient record.
2. Select the **Further Details** tab.
3. Under the **Medicare Status** section, tick the **Registered** box.
4. Select the **Branch** and **Practitioner**.
5. Select **Close** to save and exit.



In Clinical:

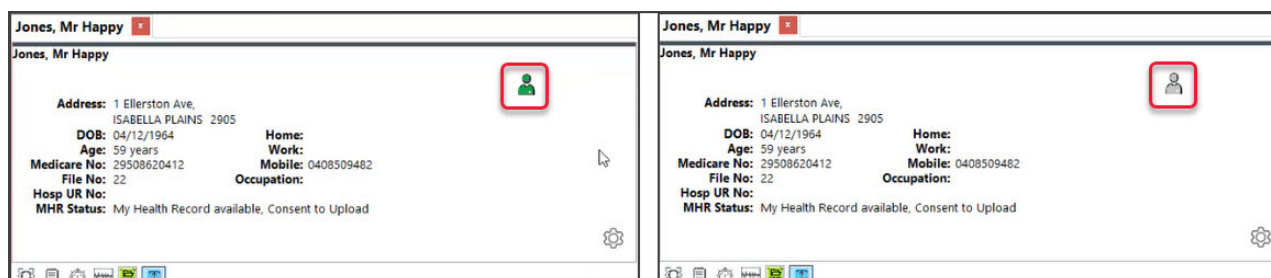
1. Open the patient's **Clinical Record**.
2. Select the Open Patient Details cog icon.
3. Select the **Other Clinicians** tab.
4. Under the **Medicare Status** section, tick the **Registered** box.
5. Select the **Branch** and **Practitioner**.
6. Select **Close** to save and exit.



How to identify a MyMedicare patient

If a patient's MyMedicare registration is recorded in Zedmed:

- In Office, their patient record will have a **green** icon - see screenshot for the 'In Office' steps above.
- In Clinical, their record will have a **grey** icon if they are registered - but NOT with the current practitioner who is logged into Zedmed.
- In Clinical, their record will have a **green** icon if they are registered with the current practitioner who is logged into Zedmed. This tells the practitioner they can add a MyMedicare incentive item to the Billing Wizard.



Patients who are not registered with MyMedicare will not have an icon.
